



JOHNS HOPKINS
CAREY BUSINESS SCHOOL

2024

FULL-TIME MBA
EMPLOYMENT REPORT

WELCOME

We are pleased to share the Johns Hopkins Carey Business School Full-time MBA Employment Report for the Class of 2024. This year, we continued to expand our in-person experiences and engagements, while maintaining a hybrid—and often virtual—recruiting process and workplace. Our students successfully navigated the complexities of job markets and economic landscapes, emerging even more committed to diversifying their experiences and achieving success in their career goals.

This year, 86% of the Class of 2024 received full-time offers within 90 days of graduation. Over 47% accepted a job through a school-facilitated activity, with top industries being financial services, consulting, and health care. Our graduates reported an average salary of \$141,750 in finance and accounting and \$140,000 in consulting. These results are built on Carey’s strong partnerships with top employers such as Abbott, Cognizant, JP Morgan Chase, and Vertex Pharmaceuticals.

Our graduates showed dedication to achieving career success by leveraging their experiences at Carey Business School to pivot and advance their careers. Graduates combined career planning, storytelling, networking, and life design practices with real-world experience, internships, experiential learning, and leadership opportunities to pursue their unique career goals.

Carey graduates truly embody our slogan, “build for what’s next®.” During their time at Carey, our graduates built the cutting-edge skillset needed to excel in their next destination—the global marketplace. We invite you to explore our 2024 full-time MBA employment data to see the Carey difference at work.

Sincerely,



Jenn Leard

Director, Career & Life Design



Corinne Brassfield

Director, Employer Relations

2024 Full-Time MBA Employment Report Overview

87%

**ACCEPTED
FULL-TIME
OFFERS***

\$127,500

**MEDIAN BASE
SALARY****

\$37,550

**AVERAGE SIGNING
BONUS****

\$41,214

**AVERAGE ADDITIONAL
GUARANTEED
COMPENSATION****

*Of graduates with permanent U.S. Work Authorization who were seeking employment. Within 90 days of graduation.

**For percentages of compensation reported, please see footnotes on page 5. Values are rounded to the nearest whole dollar.

2024 Full-Time MBA Employment Report Demographics and employment

DEMOGRAPHICS:

30.3

MEDIAN AGE
AT GRADUATION



19 | 36.5% U.S. CITIZEN OR PERMANENT RESIDENT

33 | 63.5% NON-PERMANENT RESIDENT

87%

ACCEPTED
FULL-TIME
OFFERS*

EMPLOYMENT STATISTICS:

Category	Category subgroup	All graduates		Non-permanent resident		U.S. citizen or permanent resident	
		Count	Percent	Count	Percent	Count	Percent
Seeking	Accepted full-time offer	29	83%	16	80%	13	87%
	Still seeking	6	17%	4	20%	2	13%
	Group subtotal (percentage out of grand total)	35	67%	20	61%	15	79%
Not seeking	Company sponsored	2	14%	1	9%	1	33%
	Not seeking for other reasons	9	64%	7	64%	2	67%
	Starting a new business	3	21%	3	27%	0	0%
	Group subtotal (percentage out of grand total)	14	27%	11	33%	3	16%
No information available	N/A	3	100%	2	100%	1	100%
	Group subtotal (percentage out of grand total)	3	6%	2	6%	1	5%
Grand total		52	100%	33	100%	19	100%

*Of graduates with permanent US Work Authorization who were seeking employment. Within 90 days of graduation.

2024 Full-Time MBA Employment Report Compensation

\$127,500

MEDIAN
BASE
SALARY



BASE SALARY*:

Graduates reporting base salary

Work authorization status	Count	Average	Median	Low	High
U.S. citizen or permanent resident	9	\$126,389	\$130,000	\$68,000	\$190,000
Non-permanent resident	9	\$115,778	\$125,000	\$65,000	\$150,000
Total graduates	18	\$121,083	\$127,500	\$65,000	\$190,000

*Of 29 graduates who reported accepting a full-time offer, 18 (62%) shared base salary information. Values have been rounded to the nearest whole dollar amount.

SIGNING BONUS*:

Graduates reporting signing bonus

Work authorization status	Count	Average	Median	Low	High
U.S. citizen or permanent resident	4	\$38,750	\$37,500	\$25,000	\$55,000
Non-permanent resident	6	\$36,750	\$25,000	\$5,000	\$98,000
Total graduates	10	\$37,550	\$32,500	\$5,000	\$98,000

*Of 29 graduates who reported accepting a full-time offer, 10 (34%) reported receiving a signing bonus. Values have been rounded to the nearest whole dollar amount.

OTHER GUARANTEED COMPENSATION*:

Graduates reporting other guaranteed compensation

Work authorization status	Count	Average	Median	Low	High
U.S. citizen or permanent resident	5	\$37,300	\$50,000	\$9,500	\$60,000
Non-permanent resident	2	-	-	-	-
Total graduates	7	\$41,214	\$50,000	\$9,500	\$60,000

*Of 29 graduates who reported accepting a full-time offer, 7 (24%) reported other compensation. Values have been rounded to the nearest whole dollar amount.

2024 Full-Time MBA Employment Report Career development resources

Career & Life Design at Johns Hopkins Carey Business School partners with students to empower them to realize and achieve their full professional and leadership potential. The Career & Life Design team uses transformational methods and holistic life design concepts to offer customized career and leadership coaching, education, resources, mentoring, and networking opportunities. In partnership with the Carey Employer Relations team, Career & Life Design supports students' career preparation, advancement, and transition. Our resources include:

- » Interests, values, skills, and exploration assessments
- » Professional brand and storytelling development
- » Tailored resume, cover letter, and LinkedIn profile support
- » Internship and job search management
- » Interview preparation and confidence building
- » Big picture career and professional goal setting, including career transition and management

PROFESSIONAL DEVELOPMENT FOR CAREER SUCCESS

This experience-based course is designed to help first-year, full-time MBA students develop the skills needed to accomplish their professional goals and build career management skills to navigate the changing world of work and the global marketplace. As a required course, all students engage in in-class discussions and interactive career skills workshops to practice course content, collaborate, and learn best practices from colleagues, instructors, and invited guests. Throughout this course students interact and engage with peers, coaches, employer relations team members, alumni, and industry professionals.

COACHING

Upon admission to the program, full-time MBA students partner with a professional career coach to engage in a thought-provoking and creative process that helps inspire and empower them to work toward their unique career and professional goals. Career coaching at Carey helps students gain greater focus, increase awareness of self, explore career options, and set and work toward professional goals. Collaborative coaching sessions with career coaches and industry experts in employer relations help support students in building industry-specific search and networking strategies.

ALUMNI AND INDUSTRY CONNECTIONS

Led by the Employer Relations team, students have access to networking, internship, and job opportunities throughout their Carey experience and beyond, including:

- » Extensive internship/job postings through Handshake and weekly 'Hot Jobs' emails
- » Industry Insider office hours and industry roundtables
- » Employer information sessions
- » Support to attend affinity and industry career conferences
- » Annual MBA Corporate Networking Breakfast

2024 Full-Time MBA Employment Report Salary by function and industry

55%
ACCEPTED NEW EMPLOYMENT IN HEALTH CARE OR FINANCIAL SERVICES**



BASE SALARY BY PROFESSIONAL FUNCTION*:

Graduates accepting new employment

Professional function	Count	Average	Median	Low	High
Consulting	3	\$140,000	\$150,000	\$80,000	\$190,000
Finance/accounting	4	\$141,750	\$146,000	\$100,000	\$175,000
General management	3	\$106,667	\$125,000	\$65,000	\$130,000
Operations/logistics	7	\$114,929	\$115,000	\$85,000	\$145,000
Other	1	-	-	-	-
Total graduates	18	\$121,083	\$127,500	\$65,000	\$190,000

*Salaries in functions with less than three reported salaries are not displayed.

BASE SALARY BY INDUSTRY*:

Graduates accepting new employment

Professional industry	Count	Average	Median	Low	High
Consulting	3	\$140,000	\$150,000	\$80,000	\$190,000
Energy	1	-	-	-	-
Financial services	4	\$113,750	\$107,500	\$65,000	\$175,000
Government	1	-	-	-	-
Health care (including products and services)	6	\$126,333	\$138,500	\$68,000	\$145,000
Nonprofit	1	-	-	-	-
Retail	1	-	-	-	-
Technology	1	-	-	-	-
Total graduates	18	\$121,083	\$127,500	\$65,000	\$190,000

*Salaries in industries with less than three reported salaries are not displayed.

**Numbers include graduates reporting industry but not salary and will not align with salary table.

2024 Full-Time MBA Employment Report Average base salary by region

59%

ACCEPTED NEW
EMPLOYMENT IN
THE MID-ATLANTIC
OR NORTHEAST IN
NORTH AMERICA

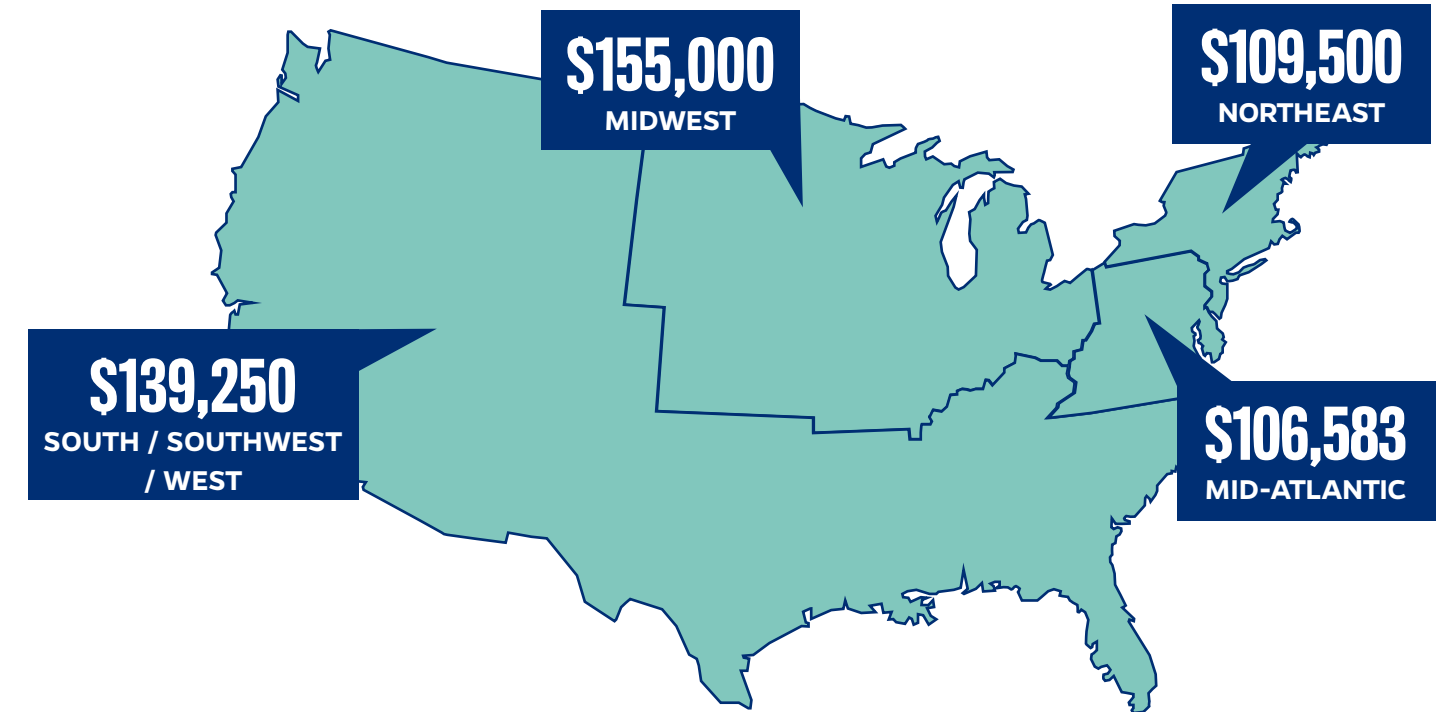


BREAKDOWN BY WORLD REGION:

Graduates accepting new employment

World region	Count	Percent
Asia	1	6%
North America	17	94%
Total graduates	18	100%

2024 Full-Time MBA Employment Report Average base salary by region



\$155,000

AVERAGE BASE
SALARY IN THE
MIDWEST



BASE SALARY BY NORTH AMERICAN GEOGRAPHIC REGION*:

Graduates accepting
new employment

United States	Count	Average	Median	Low	High
Mid-Atlantic	6	\$106,583	\$100,750	\$65,000	\$145,000
Midwest	3	\$155,000	\$175,000	\$100,000	\$190,000
Northeast	4	\$109,500	\$110,000	\$68,000	\$150,000
South / Southwest / West	4	\$139,250	\$138,500	\$130,000	\$150,000

*Salaries in regions with one individual reporting were grouped with neighboring regions to protect data privacy.

Class of 2023-2024 profile stats



3.36

AVERAGE
UNDERGRADUATE
GPA



649

AVERAGE
GMAT SCORE
(10th Edition)



323

AVERAGE
GRE SCORE



30.3

MEDIAN AGE
AT GRADUATION



22

COUNTRIES
REPRESENTED

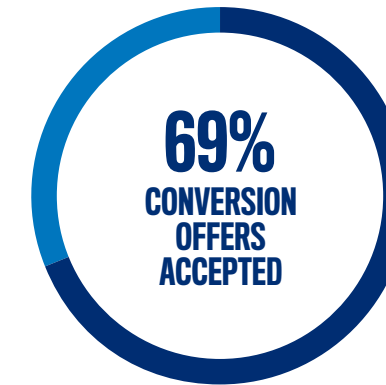
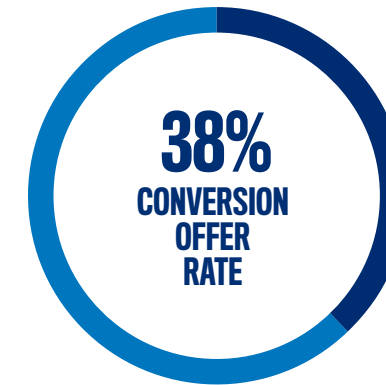
2024 Full-Time MBA Employment Report Employers

SELECT ORGANIZATIONS HIRING 2024 FULL-TIME MBA GRADUATES:

Abbott
Amazon
AstraZeneca
British Petroleum
Charles River Associates
City of Baltimore
DC Advisory
Edward Jones
Foundation Venture Capital Group
Glome Health
Institutional Shareholder Services
Johns Hopkins Hospital and Health System
McKinsey & Company
Medtronic
Oliver Wyman
Qualcomm
Springboard Enterprises

UMass Memorial Health
Walmart
Yale University

2024 Full-Time MBA Employment Report Internship conversion offers and Alumni salary



EMPLOYERS WITH ACCEPTED CONVERSION OFFERS:

Abbott
Amazon
Charles River Associates
DC Advisory
Edward Jones

McKinsey & Company
Medtronic
Oliver Wyman
Walmart

FULL-TIME MBA ALUMNI SALARY*:



Before MBA: \$52,828
Three years post-graduation: \$126,450
Five years post-graduation: \$143,053

*Source: 2023-2024 Carey Alumni Survey

2024 Full-Time MBA Employment Report Additional student career resources

The Career & Life Design and Employer Relations teams partner to provide multiple resources for students to prepare for career advancement and transition, and to connect with employers for future career growth. Preparation and industry events include but are not limited to career skills workshops, alumni mock interviews, industry overviews and roundtables, industry insider and coach’s corner drop-in hours, job search collaborative, networking sessions and panel discussions, employer recruitment sessions, and the annual MBA Corporate Networking Breakfast. Upon registering for classes, students have immediate access to multiple online resources, including Handshake and Carey Career Resources on Demand.

HANDSHAKE RESOURCES:

- » Schedule virtual and in-person career coaching appointments
- » Access employer-engagement and recruitment events
- » Apply for internships and jobs
- » Connect with recruiters and company contacts
- » Access other exclusive resources, including Career Resources on Demand content library, CaseCoach interview prep tool, MBA Exchange search tool, VMock AI resume support tool, Interstride international student career resource, and much more

**AN AVERAGE OF 25,091
FULL-TIME JOBS WERE
POSTED ON HANDSHAKE
EACH MONTH IN
2023-2024.**

A 72% INCREASE
YEAR-OVER-YEAR



“The career coaches made sure to connect with us well before we started our degree programs at Carey. And after graduation, we still have access to the career resources provided by C&LD. It’s a unique and special aspect of how they want to help us.”



TEMIRLAN DAULETBAYEV
MBA '24
ACCELERATED LEADERSHIP PROGRAM ASSOCIATE,
EDWARD JONES

2024 Full-Time MBA Employment Report Source of job offers

47.6%

ACCEPTED A JOB
THROUGH A
SCHOOL-FACILITATED
ACTIVITY*



SCHOOL-FACILITATED ACTIVITIES:

School-facilitated	Count	Percent*
Career center activity	2	9.5%
Conversion of internship	2	9.5%
Other	1	4.8%
Scheduled interviews	2	9.5%
School network/resources	3	14.3%
Total graduates	10	47.6%

SELF-FACILITATED ACTIVITIES:

Self-facilitated	Count	Percent*
Conversion of internship	3	14.3%
Online posting	2	9.5%
Other	1	4.8%
Personal contact	5	23.8%
Total graduates	11	52.4%

*Of the 21 graduates who accepted full-time employment and shared how their role was facilitated.

2024 Full-Time MBA Employment Report Class of 2025 Full-Time MBA internships (Summer 2024)

AVERAGE HOURLY RATE FOR TOP INDUSTRIES:

Industry	Rate*
Financial services	\$126.62
Health care (including products and services)	\$34.12
Technology	\$47.68

*35 of the 59 (59%) students accepting internships reported compensation in USD. When necessary, hourly wage was calculated based on compensation schedules and reported hours per week.

INTERNSHIPS BY INDUSTRY**:

Industry	Percent
Consulting	7%
Education	3%
Financial services	15%
Government	5%
Health care (including products and services)	36%
Hospitality	3%
Manufacturing	3%
Nonprofit	2%
Real estate	5%
Technology	20%

**59 of the 59 (100%) students accepting internships reported industry.

100%

OF STUDENTS SEEKING AN
INTERNSHIP ACCEPTED ONE

\$44.42

AVERAGE HOURLY
INTERNSHIP RATE



“The Career & Life Design team was invaluable during my internship search. They assisted me in rewording my resume and optimizing my LinkedIn profile, which significantly enhanced my online presence and appeal to potential employers. The team was also proactive in sending relevant internship opportunities my way, ensuring that I was aware of and could apply for suitable positions as they became available.”



OMODUNNI OLOKO
MBA/MPH '25

2024 Full-Time MBA Employment Report Class of 2025 Full-Time MBA internships (Summer 2024)

SELECT ORGANIZATIONS THAT HIRED FULL-TIME MBA SUMMER INTERNS:

- » ABT
- » Amazon
- » Bloomberg Center for Public Innovation
- » Calder Biosciences
- » Centers for Medicare and Medicaid Services
- » EY
- » Infosys
- » Johns Hopkins Health System
- » JPMorganChase
- » Marriott
- » Medtronic
- » Merck
- » Microsoft
- » Novartis
- » Rock Springs Capital
- » Springdale Ventures

INTERNSHIPS BY FUNCTION*:

Function	Percent
Administration	5%
Business development	13%
Community and social services	3%
Consulting	15%
Counseling	3%
Data and analytics	5%
Entrepreneurship	3%
Finance	13%
Health care services	3%
Marketing	3%
Operations/production	8%
Product/project management	10%
Real estate	5%
Research	8%
Sales	5%

*39 of the 59 (66%) students accepting internships reported function.



“The Career & Life Design and Employer Relations teams were instrumental in my internship search, providing a wealth of resources and support. They maintained an extensive database of job postings on platforms like Handshake, making it easy to find opportunities that aligned with my goals.”



AWWAL ABDULLAHI
MBA '25



FOR MORE INFORMATION:

Career & Life Design
carey_CLD@jhu.edu

Employer Relations
carey_hire@jhu.edu