



2022 FLEXIBLE MBA EMPLOYMENT REPORT



JOHNS HOPKINS
CAREY BUSINESS SCHOOL

WELCOME

At Johns Hopkins Carey Business School, we've built a Flexible MBA program designed for the working professional to pursue a degree while maintaining a schedule that fits their prior work and life commitments. We see our graduates leverage the value of their professional experiences, coupled with a new MBA and career development resources, to advance or go on to work in some of the most cutting-edge industries across the world.

The Class of 2022 continued to show their commitment to innovation, collaborative leadership, and how they are building for what's next. Our graduates have experienced personal and professional growth and transformation through career and leadership coaching opportunities offered at Carey Business School. Students identified and strategized to reach their unique goals, determined how to stand out from the competition, and shifted perspectives to take action.

Throughout the past year, our students participated in 1:1 career and leadership coaching, professional development courses, the Women as Leaders program, and Professional Storytelling and Career Transition workshops to learn and develop key skills for lifelong career advancement and management. They participated in global networking opportunities with alumni and employers from different industries through programs like Carey in the City, Industry Breakouts, and the annual MBA Summit, where students meet, learn from, and collaborate with industry professionals to help build connections for their future.

Whether you are switching industries or accelerating in your career, your next step begins at Carey. Please take the time to explore our 2022 Flexible MBA employment data and career resources to see the Johns Hopkins difference at work.



Jenn Leard

Director, Career & Life Design



Corinne Brassfield

Director, Employer Relations

2022 Flexible MBA Employment Report Overview

70%

**RECEIVED A SALARY
INCREASE WHILE IN
THE PROGRAM***

\$152,962

AVERAGE BASE SALARY

61%

**RECEIVED A PROMOTION
WHILE IN THE PROGRAM****

84%

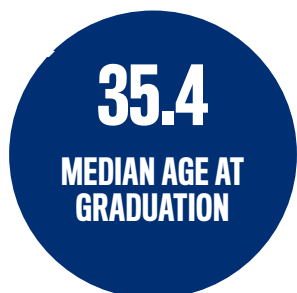
**SAY THE MBA PROGRAM
IS CONTRIBUTING TO
CAREER GROWTH**

*Percentage of graduates reporting full-time employment, who reported a salary increase while in the program.

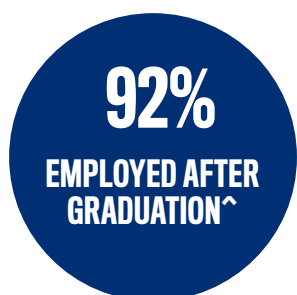
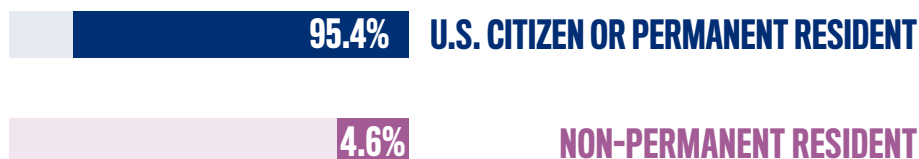
**Percentage of graduates reporting full-time employment, who reported receiving a promotion while in the program.

2022 Flexible MBA Employment Report

Demographics and employment



FLEXIBLE MBA DEMOGRAPHICS:



EMPLOYMENT STATISTICS:

Placement*	Count	Percent
Employed	233	76%
Started own business	9	3%
Unemployed	20	7%
No information	44	14%
Total graduates	306	100%

^Based on the number of students already employed or seeking employment within four months of graduation, excluding unknowns and those starting their own business.

2022 Flexible MBA Employment Report

Compensation

BASE SALARY:

Graduates reporting base salary

Carey program group*	Count	Percent	Average	Median	Low	High
Design Leadership MA/MBA	4	2%	\$110,625	\$101,250	\$70,000	\$170,000
Flexible MBA	164	88%	\$155,704	\$127,000	\$12,857	\$850,000
Flexible MBA/AAP	5	3%	\$100,600	\$85,000	\$50,000	\$175,000
Flexible MBA/Nursing	11	6%	\$164,182	\$167,000	\$80,000	\$240,000
Second Degree Option	2	1%	-	-	-	-
Total graduates	186	100%	\$152,962	\$125,500	\$12,857	\$850,000

*186 out of 233 graduates (80%) reported both being employed and their salary information. Per MBA CSEA Employment Standards, data is not displayed where the number of graduates reporting is less than three.

SIGNING BONUS:

Graduates reporting signing bonus

Carey program group**	Count	Percent	Average	Median	Low	High
Design Leadership MA/MBA	0	0%	-	-	-	-
Flexible MBA	45	90%	\$59,179	\$15,000	\$3,000	\$1,700,000
Flexible MBA/AAP	2	4%	-	-	-	-
Flexible MBA/Nursing	2	4%	-	-	-	-
Second Degree Option	1	2%	-	-	-	-
Total graduates	50	100%	\$54,661	\$12,500	\$3,000	\$1,700,000

**Per MBA CSEA Employment Standards, data is not displayed where the number of graduates reporting is less than three.

SALARY BY YEARS OF WORK EXPERIENCE:

Graduates reporting salary by work experience

Years of work experience**	Count	Percent	Average	Median	Low	High
0 to 3 years	23	12%	\$89,339	\$90,000	\$30,000	\$140,000
4 to 7 years	53	28%	\$130,298	\$120,000	\$60,000	\$350,000
8 to 12 years	52	28%	\$147,048	\$129,500	\$70,000	\$355,000
13 to 20 years	40	22%	\$201,546	\$189,000	\$12,857	\$450,000
Over 20 years	15	8%	\$240,133	\$155,000	\$48,000	\$850,000
Unknown	3	2%	\$60,000	\$55,000	\$50,000	\$75,000
Total graduates	186	100%	\$152,962	\$125,500	\$12,857	\$850,000

2022 Flexible MBA Employment Report

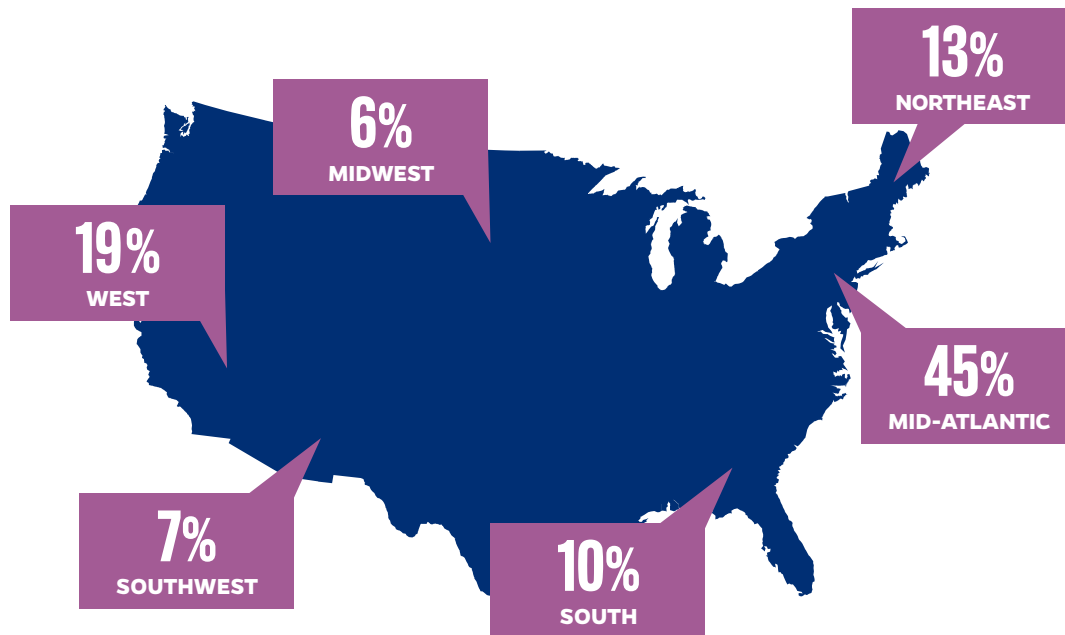
Base salary by region

BASE SALARY BY NORTH AMERICAN GEOGRAPHIC REGION:

Graduates accepting
new employment

North American Region [^]	Count	Percent	Average	Median	Low	High
Mid-Atlantic	82	45%	\$136,121	\$120,000	\$12,857	\$470,000
Midwest	11	6%	\$133,455	\$125,000	\$55,000	\$246,000
Northeast	23	13%	\$144,852	\$130,000	\$60,000	\$350,000
South	18	10%	\$257,633	\$183,200	\$60,000	\$850,000
Southwest	12	7%	\$146,708	\$124,500	\$48,000	\$350,000
West	35	19%	\$157,244	\$140,000	\$50,000	\$450,000
Total graduates	181	100%	\$153,939	\$128,000	\$12,857	\$850,000

[^]Per MBA CSEA Employment Standards, data is not displayed where the number of graduates reporting is less than three. The 3% of graduates who reported outcomes from outside of North America are not included within these breakdowns and percentages.



Carey Flexible MBA graduates are concentrated in the Mid-Atlantic, but they study with online students across the world.

2022 Flexible MBA Employment Report

Salary by function and industry

BASE SALARY BY PROFESSIONAL FUNCTION:

Graduates accepting new employment

Professional function	Count	Percent	Average	Median	Low	High
Accounting	1	1%	-	-	-	-
Consulting	17	9%	\$123,859	\$115,000	\$48,000	\$240,000
Finance	21	11%	\$106,738	\$100,000	\$60,000	\$175,000
General management	47	25%	\$148,936	\$136,000	\$70,000	\$390,000
Human resources	3	2%	\$193,333	\$160,000	\$120,000	\$300,000
Information technology	16	9%	\$138,853	\$133,750	\$55,000	\$230,000
Marketing/sales	12	6%	\$102,142	\$106,351	\$60,000	\$132,000
Operations/logistics	8	4%	\$127,250	\$116,000	\$65,000	\$200,000
Other	61	33%	\$195,795	\$160,000	\$12,857	\$850,000
Total graduates	186	100%	\$152,962	\$125,500	\$12,857	\$850,000

This is not a comprehensive list. Per MBA CSEA Employment Standards, data is not displayed where the number of graduates reporting is less than three.

BASE SALARY BY INDUSTRY:

Graduates accepting new employment

Industry	Count	Percent	Average	Median	Low	High
Accounting Services	1	0.5%	-	-	-	-
Consulting	10	5%	\$122,200	\$117,500	\$48,000	\$175,000
Consumer packaged goods	1	0.5%	-	-	-	-
Energy	4	2%	\$102,250	\$105,000	\$60,000	\$139,000
Financial services	16	9%	\$109,531	\$106,500	\$55,000	\$230,000
Government	17	9%	\$104,492	\$110,000	\$12,857	\$173,000
Health care	83	45%	\$190,134	\$150,000	\$41,500	\$850,000
Hospitality	1	0.5%	-	-	-	-
Manufacturing	9	5%	\$129,389	\$120,000	\$62,000	\$225,000
Media/entertainment	2	1%	-	-	-	-
Non-profit	4	2%	\$141,250	\$142,500	\$100,000	\$180,000
Real estate	9	5%	\$106,889	\$100,000	\$60,000	\$175,000
Retail	2	1%	-	-	-	-
Technology	15	8%	\$143,037	\$136,000	\$92,000	\$200,000
Transportation & logistics services	1	0.5%	-	-	-	-
Other	11	6%	\$147,082	\$125,000	\$80,000	\$300,000
Unknown	0	0%	-	-	-	-
Total graduates	186	100%	\$152,962	\$125,500	\$12,857	\$850,000

This is not a comprehensive list. Per MBA CSEA Employment Standards, data is not displayed where the number of graduates reporting is less than three.

2022 Flexible MBA Employment Report

Career development resources

Career development professionals at Johns Hopkins Carey Business School empower students to reach their full potential and secure, transition to, and/or advance in meaningful careers that make an impact in the world. Students have the opportunity to engage 1:1 in career or leadership coaching, attend career development and advancement workshops, and participate in year-round events. That includes the annual MBA Summit, featuring networking sessions, panel discussions, company recruitment, and skill-building workshops with subject matter experts and industry leaders.

OPPORTUNITY HIGHLIGHTS:

- » Transformational 1:1 career and leadership coaching
- » Career and Life Design for Experienced Professionals 8-week course
- » Career Development Workshops embedded in Flex MBA Residencies: Career and Life Design, Professional Storytelling, Leadership Coaching
- » Workshops for students navigating career transition and advancement
- » Working Professionals Virtual Networking Events
- » Annual MBA Summit
- » Johns Hopkins Carey Business School Experienced Job Postings group via LinkedIn

100% OF STUDENTS

in the Career & Life Design for Experienced Professionals course “strongly agree/agree” that “the overall quality of the course was good.”



“I can’t thank the career development team enough for the experiential learning opportunities, career coaching, and countless networking events offered throughout my time at Carey. The career development team provides resources and support for students to enhance their learning experience. Even though I completed the Flexible MBA program from California, I was able to utilize the career resources and felt part of the Carey community.”



ERICA NELSON
MSN/MBA ‘22
RN Project Manager
Scripps Health

2022 Flexible MBA Employment Report

Employers

ORGANIZATIONS HIRING FLEXIBLE MBA GRADUATES:

Abbott
Advent Health
Amazon
AstraZeneca
Boeing
Children's Hospital of Philadelphia
Deloitte
EY-Parthenon
Grant Thornton
Guidehouse
HCA Healthcare
Humana
IBM
Kaiser Permanente
KPMG
LifeBridge Health
Merck & Co.
MITRE
Morgan Stanley
Northrop Grumman Corporation
Pfizer
PricewaterhouseCoopers
Salesforce
Stanley Black and Decker
Stryker
T. Rowe Price
U.S. Food and Drug Administration
USAA

This is not a comprehensive list.

”

“The entire career development team was a resource for me. I learned that each team member could help me in different areas of my employment process. As a result, the team helped me revamp my resume to be on par with other graduate-level candidates, refine my internship search by helping me understand what I wanted to get out of it, and prepared me for interviews. Once I completed my internship, I was sent a full-time offer and the team helped me negotiate my salary.”



GUY DEWEEVER
MA/MBA '22
Value Consultant
ServiceNow

2022 Flexible MBA Employment Report

Job titles

FLEXIBLE MBA GRADUATES' JOB TITLES:

Associate brand manager
Associate wealth management advisor
Capital asset analyst
Chief executive officer
Chief financial officer
Chief medical officer
Chief people officer
Clinical specialist
Commercial finance manager
Cybersecurity senior advisor
Design strategist
Director, equity analyst
Director, government affairs
Investor relations
Lead financial analyst
Lead quantitative risk analyst
Manager of data science
Product marketing
Program manager, business transformation
Project manager
Purchasing analyst
Regional medical director
Senior innovation consulting associate
Sr. director of capital projects
Sr. manager, global program management
Sr. VP of clinical operations
Strategy consultant
UX designer

This is not a comprehensive list.

”

“I utilized the leadership coaching resource and became a more effective leader and teammate because of it. I pushed my limits and gained major personal benefits such as a fresh perspective, enhanced performance, confidence, and job satisfaction. Throughout the coaching process, the biggest impact was in my self-awareness. I became more aware of my own thoughts, types of behaviors, and feelings that helped me pivot certain aspects of my communication style, listening skills, and self-regulation. It brought out the best of my leadership skills.”



THEA ROSENBAUM
MBA '21

Chief Clinical
Transformation Officer
UAMS Health



carey.jhu.edu
Build for what's next[®]